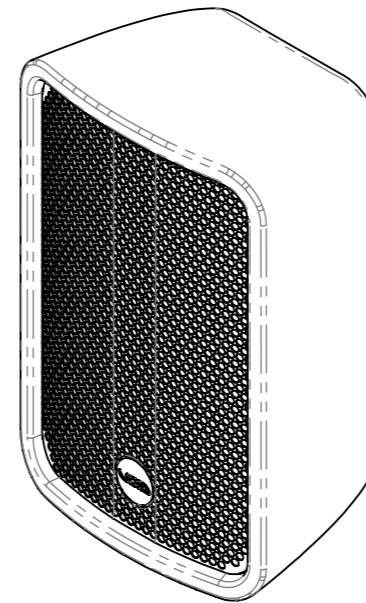
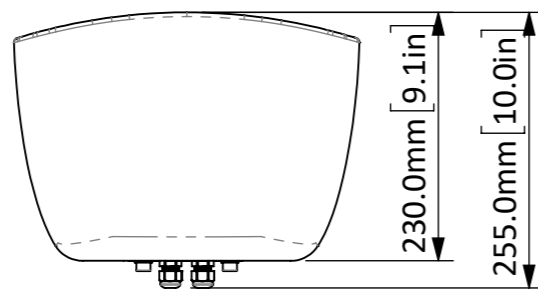
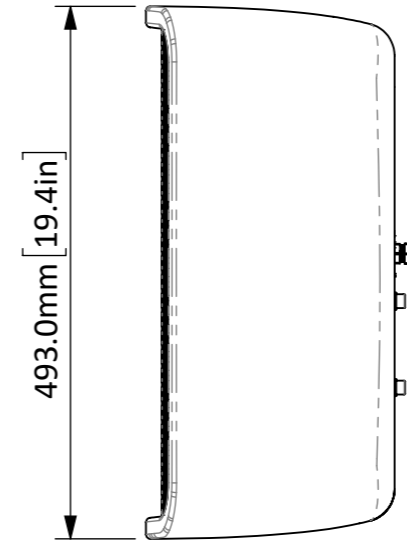



IF IN DOUBT ASK

ISSUE	DATE	DRAWN	ECR No	CHECKED	APPROVED
1	07/12/2020	JB			



DIMENSIONS IN MILLIMETRES			
FABRICATION UNLESS OTHERWISE STATED		MACHINING UNLESS OTHERWISE STATED	
UP TO 300mm	+/-0.2mm	0, mm	+/- 0.5 mm BREAK EDGE
300mm-500mm	+/-0.5mm	0,0 mm	+/- 0.2 mm 0.05 - 0.15mm
500mm - 1m	+/-1.0mm	0,00mm	+/- 0.1mm FILLET RADS
1m - 5m	+/-2.0mm	0,000mm	+/- 0.01mm 0.1 - 0.3mm
ANGULAR	±1°	ANGULAR	±0.5°

SURFACE TEXTURE VALUES IN MICROMETRES (µm) TO BS1134-PT2.
ALL MACHINED SURFACES TO BE $\sqrt{\text{ }}$ ALL SCREW THREADS TO BS3643 PT.2.

TITLE: ASSEMBLY		DRAWING No. SP0011_001	
PROJECT: CYCLONE 10.1		SAP No. IT2803	
MATERIAL: AS ABOVE		EST. WEIGHT: (Kg) 15.50	
FINISH: AS ABOVE		COLOUR: RED	TEXTURE: SMOOTH
THIRD ANGLE PROJECTION TO BS 8888	SCALE: 1:7	SHT 1 OF 1 SHTS	SHEET: A3



REPRODUCTION OF ANY PART OF THIS DOCUMENT IS FORBIDDEN WITHOUT PRIOR PERMISSION FROM VOID ACOUSTICS RESEARCH LTD.
Registered in England & Wales No. 07533536
 © DESIGN COPYRIGHT RESERVED.
 CONFIDENTIAL AND PROPRIETARY INFORMATION OF VOID ACOUSTICS RESEARCH LTD.