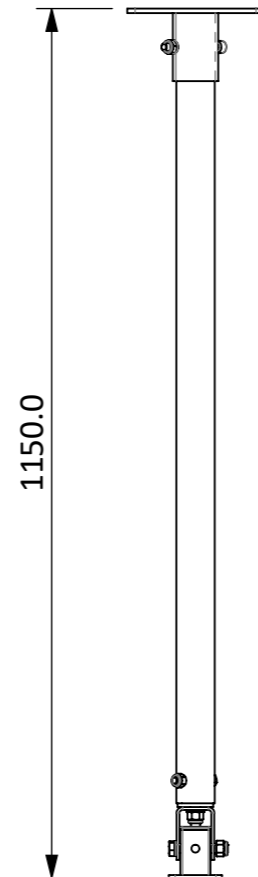
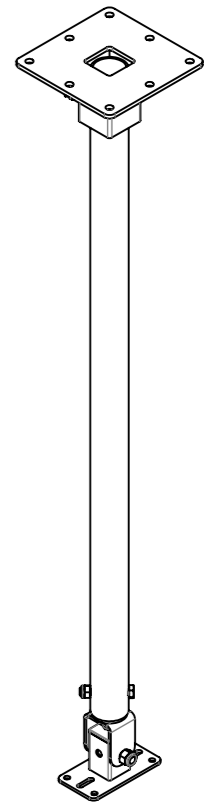
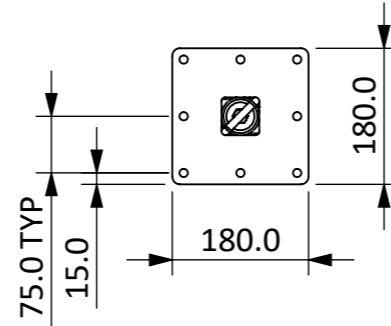


IF IN DOUBT ASK

ISSUE	DATE	DRAWN	ECR No	CHECKED	APPROVED
1	15/10/2020	JB		DR	AS



DIMENSIONS IN MILLIMETRES			
FABRICATION <small>UNLESS OTHERWISE STATED</small>		MACHINING <small>UNLESS OTHERWISE STATED</small>	
UP TO 300mm	+/-0.2mm	0, mm	+/- 0.5 mm
300mm-500mm	+/-0.5mm	0,0 mm	+/- 0.2 mm
500mm - 1m	+/-1.0mm	0,00mm	+/- 0.1mm
1m - 5m	+/-2.0mm	0,000mm	+/- 0.01mm
ANGULAR	±1°	ANGULAR	±0,5°

SURFACE TEXTURE VALUES IN MICROMETRES (µm) TO BS1134-P2.  
ALL MACHINED SURFACES TO BE  $\sqrt{\text{ }}$  ALL SCREW THREADS TO BS3643 PT.2.

TITLE: <b>T75 CEILING BRACKET - 1000mm DROP</b>		DRAWING No. <b>BR10423-004</b>	
PROJECT: <b>BRACKETS</b>		SAP No. <b>IT3218</b>	
MATERIAL: <b>AS ABOVE</b>		EST. WEIGHT: (Kg) <b>6.45</b>	
FINISH:		COLOUR: <b>WHITE</b>	TEXTURE:
THIRD ANGLE PROJECTION TO BS 8888		SCALE: <b>1:10</b>	SHT 1 OF 1 SHTS
		SHEET: <b>A3</b>	



VOIDACOUSTICS.COM

REPRODUCTION OF ANY PART OF THIS DOCUMENT IS FORBIDDEN WITHOUT PRIOR PERMISSION FROM VOID ACOUSTICS RESEARCH LTD.  
Registered in England & Wales No. 07533536  
 © DESIGN COPYRIGHT RESERVED.  
 CONFIDENTIAL AND PROPRIETARY INFORMATION OF VOID ACOUSTICS RESEARCH LTD.