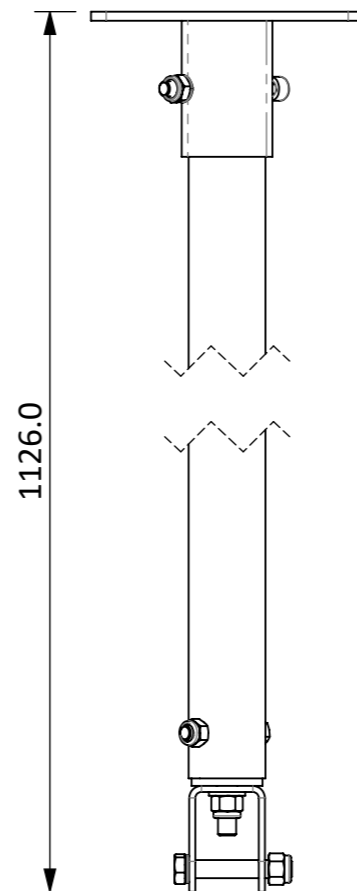
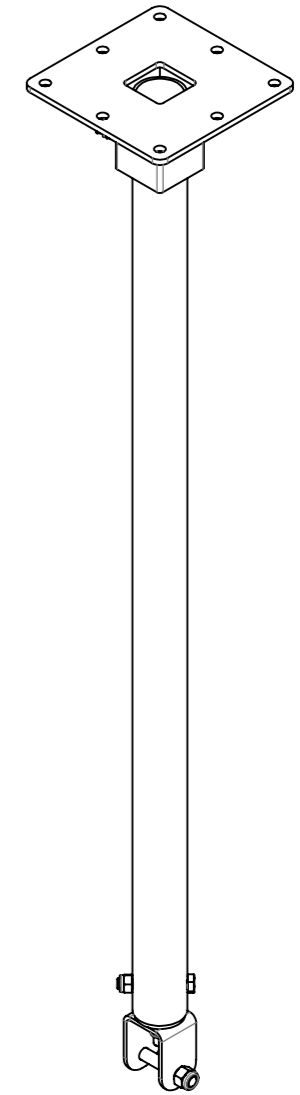
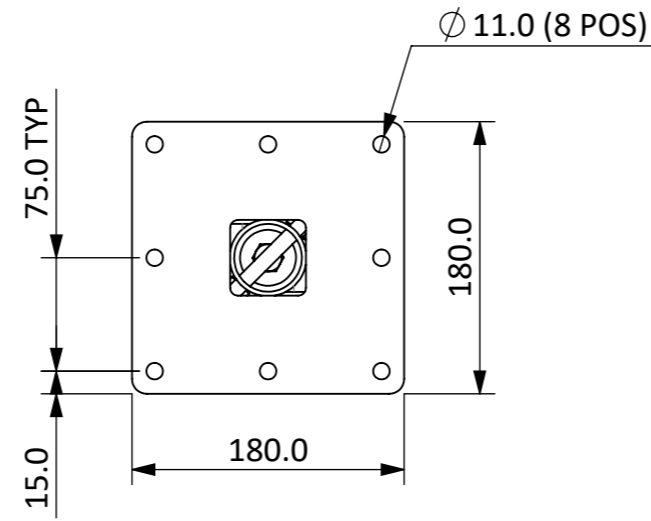


IF IN DOUBT ASK

ISSUE	DATE	DRAWN	ECR No	CHECKED	APPROVED
1	15/10/2020	JB		DR	AS



DIMENSIONS IN MILLIMETRES			
FABRICATION <small>UNLESS OTHERWISE STATED</small>		MACHINING <small>UNLESS OTHERWISE STATED</small>	
UP TO 300mm	+/-0.2mm	0, mm	+/- 0.5 mm BREAK EDGE
300mm-500mm	+/-0.5mm	0,0 mm	+/- 0.2 mm 0.05 - 0.15mm
500mm - 1m	+/-1.0mm	0,00mm	+/- 0.1mm FILLET RADS
1m - 5m	+/-2.0mm	0,000mm	+/- 0.01mm 0.1 - 0.3mm
ANGULAR	±1°	ANGULAR	±0,5°

SURFACE TEXTURE VALUES IN MICROMETRES (µm) TO BS1134-PT2. ALL MACHINED SURFACES TO BE $\sqrt{\text{ }}$. ALL SCREW THREADS TO BS3643 PT.2.

TITLE: TU CEILING BRACKET - 1000mm DROP		DRAWING No. BR10472-003	
PROJECT: BRACKETS		SAP No. IT3485	
MATERIAL: AS ABOVE		EST. WEIGHT: (Kg) 4.23	
FINISH:		COLOUR: BLACK	TEXTURE:
THIRD ANGLE PROJECTION TO BS 8888	SCALE: 1:5	SHT 1 OF 1 SHTS	SHEET: A3



REPRODUCTION OF ANY PART OF THIS DOCUMENT IS FORBIDDEN WITHOUT PRIOR PERMISSION FROM VOID ACOUSTICS RESEARCH LTD.
Registered in England & Wales No. 07533536
 DESIGN COPYRIGHT RESERVED.
 CONFIDENTIAL AND PROPRIETARY INFORMATION OF VOID ACOUSTICS RESEARCH LTD.